



## Description

Mircom's FH-240 Select-A-Horn Series is designed to comply with NFPA/ANSI audible emergency evacuations signal and UL 464 audible signaling appliances. The Horn provides two different field selectable tones, and a High/Low output setting that can be achieved with the use of mini jumpers located on back of the unit.

These appliances are polarized for connecting to supervised fire alarm circuits. The FH-240 can be synchronized by using the SDM-240 Sync Module to comply with NFPA recommendations concerning photosensitive epilepsy when installing 2 or more visual appliances within the field of view. The strobe signals are listed for indoor use, wall mount, under UL 1971 standard.

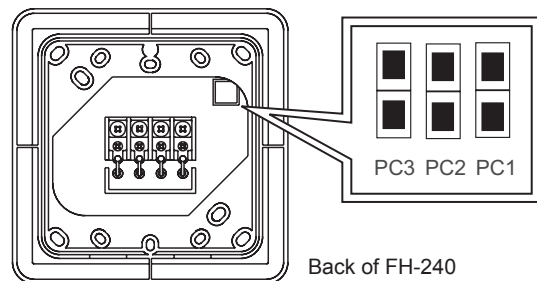
## Engineering Specifications



The audible alarm indicating appliance shall be a Mircom model FH-240 or equivalent device. The Horn shall be listed under UL 464 Standard for audible signaling appliance and shall be approved for fire protective service. The sound output shall be field selectable. The Horn shall provide two different field selectable tones and a High and Low field selectable sound output setting. The signaling Horn shall operate on 24VDC from a non-coded regulated DC supply or full-wave rectified, unfiltered supply. The Horn shall have a universal back mounting plate, capable of WALL mounting to a back box. When strobe synchronization is required, the Horn shall be compatible with the Mircom's SDM-240 sync module. Signaling devices shall be installed in accordance with current NFPA guideline.

## Features

- Meets or exceeds NFPA/ANSI Standards and ADA Accessibility Guidelines
- UL/ULC listed for wall mounting
- Screw terminal capacity up to 12 AWG
- Universal mounting plate included
- 24VDC with two field selectable settings
- Polarized with wide listed voltage ranges using filtered DC or unfiltered FWR input voltage
- Horn field selectable tones:
  - 3000 Hz interrupted or Electro-mechanical
  - Temporal or Non-temporal
  - High or Low dBA output
- All models mount to 4 inch square, single gang, double gang or octagonal backbox
- Synchronization requires an SDM-240 Sync Module
- Available in red or white housing

## Jumper Settings



Tone Selection		PC3 Pattern	PC2 Tone	PC1 Volume
Jumper		Non Temporal	Electro Mechanical	High
		Temporal	3000Hz	Low

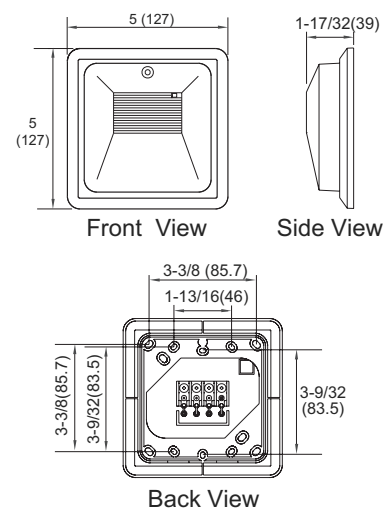


## Specifications

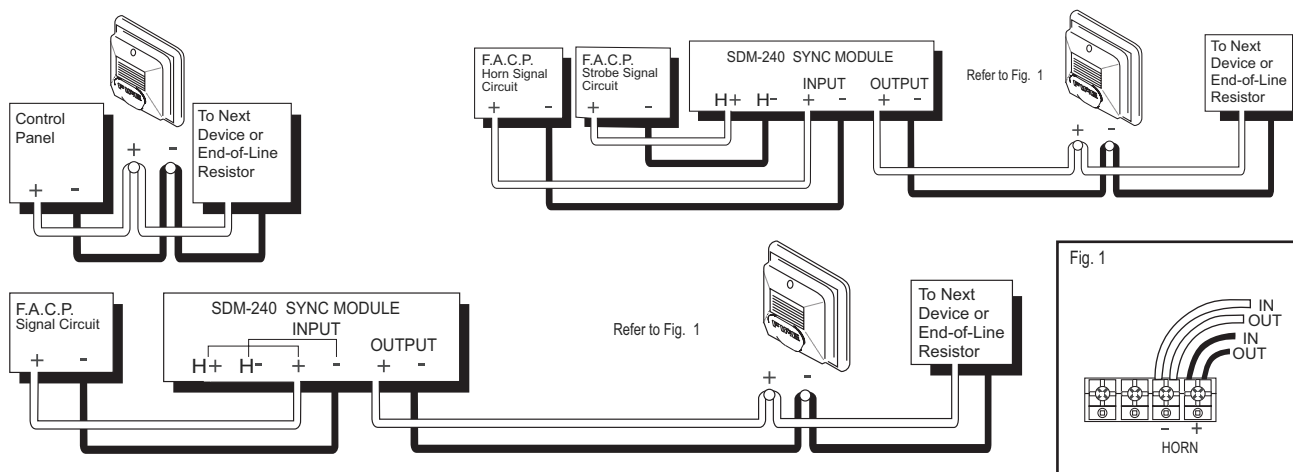
Horn Current Draw Table			PC3: Pattern PC2: Tone PC1: Volume			Max. RMS Operating Current (mA)		Min. Sound Output (dBA @ 10ft per UL464)
			PC3	PC2	PC1	Regulated 24V DC	Regulated 24V FWR	Regulated 24V DC
Non-Temp	Electro Mechanical	HIGH	1	1	1	57	91	83
		LOW	1	1	0	42	44	74
	3000 Hz	HIGH	1	0	1	70	68	84
		LOW	1	0	0	36	38	74
Temporal	Electro Mechanical	HIGH	0	1	1	57	91	79
		LOW	0	1	0	42	44	69
	3000 Hz	HIGH	0	0	1	70	68	80
		LOW	0	0	0	36	38	70

Under ULC 525/526	ULC Current @ 24VDC (mA)
Low	15
High	42

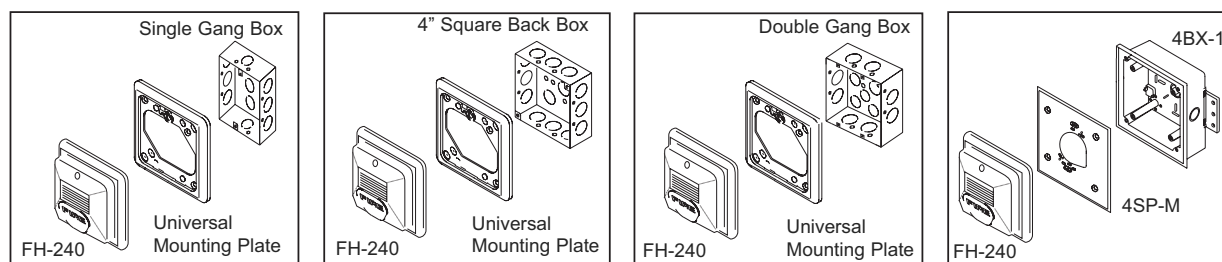
## Dimensions inches (mm)



## Typical Wiring Diagrams



## Mounting Options



## Ordering Information

Model Number	Color	Input Voltage	Operating Voltage Range	Horn Sound Output	Wiring Type	Mounting Type	Sync Module	Temperature Operating Range
FH-240R	Red	Regulated 24V DC/FWR	16 ~ 33VDC	Selectable	Terminals	Wall or Ceiling Mount	SDM-240	32°F ~ 120°F (0°C ~ 49°C)
FH-240W	White		16 ~ 33VFWR					

NOT TO BE USED FOR INSTALLATION PURPOSES.



Canada

25 Interchange Way  
Vaughan, Ontario L4K 5W3  
Telephone: (905) 660-4655  
Fax: (905) 660-4113

U.S.A.

60 Industrial Parkway  
Cheektowaga, New York 14227  
Toll Free: (888) 660-4655  
Fax Toll Free: (888) 660-4113

Distributed by:

